

Herkimer County Industrial Development Agency

MRB Cost Benefit Calculator



Date: October 25, 2023
 Project Title: ELG Utica Alloys, LLC
 Project Location: 378 Gros Blvd, Herkimer New York

Economic Impacts

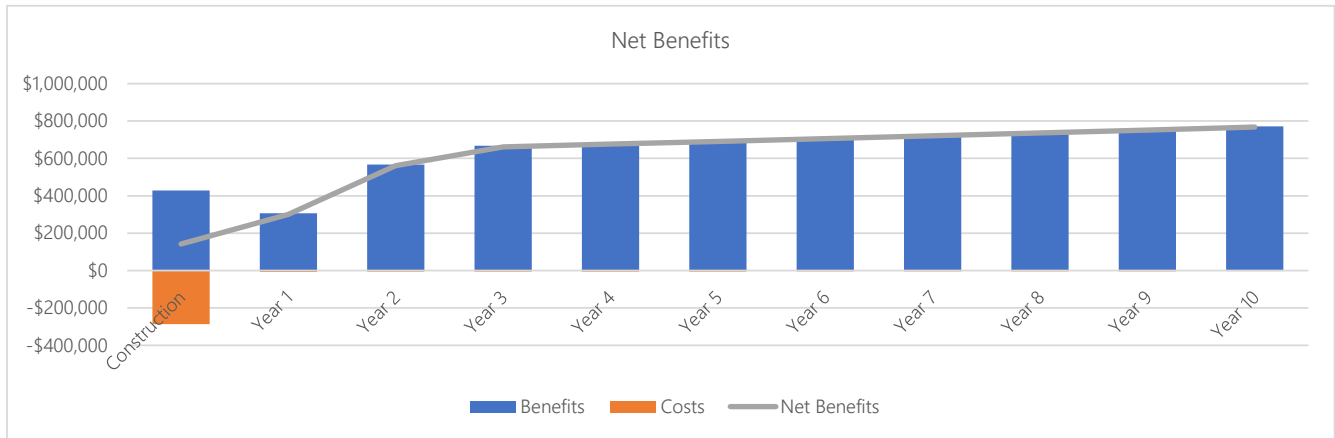
Summary of Economic Impacts over the Life of the PILOT

Project Total Investment
 \$8,037,200

		Temporary (Construction)		
		Direct	Indirect	Total
Jobs		5	1	6
Earnings		\$351,645	\$52,616	\$404,261
Local Spend		\$850,336	\$201,850	\$1,052,186

		Ongoing (Operations)		
		Direct	Indirect	Total
Jobs		10	2	12
Earnings		\$5,318,471	\$945,237	\$6,263,708

Figure 1



Net Benefits chart will always display construction through year 10, irrespective of the length of the PILOT.

Figure 2

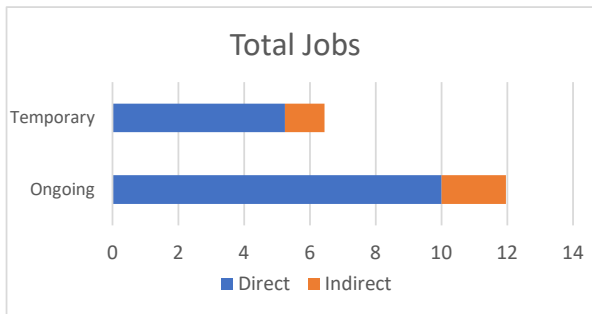
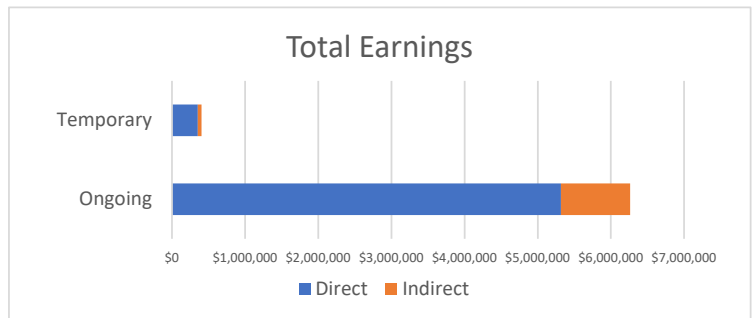


Figure 3



Ongoing earnings are all earnings over the life of the PILOT.

Fiscal Impacts



Cost-Benefit Analysis Tool powered by MRB Group

Estimated Costs of Exemptions

	Nominal Value	Discounted Value*
Property Tax Exemption	\$53,072	\$48,269
Sales Tax Exemption	\$286,301	\$286,301
Local Sales Tax Exemption	\$147,488	\$147,488
State Sales Tax Exemption	\$138,813	\$138,813
Mortgage Recording Tax Exemption	\$0	\$0
Local Mortgage Recording Tax Exemption	\$0	\$0
State Mortgage Recording Tax Exemption	\$0	\$0
Total Costs	\$339,373	\$334,570

State and Local Benefits

	Nominal Value	Discounted Value*
Local Benefits	\$6,704,131	\$6,012,005
To Private Individuals	\$6,667,969	\$5,980,302
Temporary Payroll	\$404,261	\$404,261
Ongoing Payroll	\$6,263,708	\$5,576,041
Other Payments to Private Individuals	\$0	\$0
To the Public	\$36,162	\$31,703
Increase in Property Tax Revenue	(\$25,815)	(\$23,863)
Temporary Jobs - Sales Tax Revenue	\$3,007	\$3,007
Ongoing Jobs - Sales Tax Revenue	\$46,586	\$41,472
Other Local Municipal Revenue	\$12,383	\$11,088
State Benefits	\$346,734	\$310,976
To the Public	\$346,734	\$310,976
Temporary Income Tax Revenue	\$18,192	\$18,192
Ongoing Income Tax Revenue	\$281,867	\$250,922
Temporary Jobs - Sales Tax Revenue	\$2,830	\$2,830
Ongoing Jobs - Sales Tax Revenue	\$43,846	\$39,032
Total Benefits to State & Region	\$7,050,865	\$6,322,980

Benefit to Cost Ratio

	Benefit*	Cost*	Ratio
Local	\$6,012,005	\$195,757	31:1
State	\$310,976	\$138,813	2:1
Grand Total	\$6,322,980	\$334,570	19:1

*Discounted at 2%

Additional Comments from IDA

Special district taxes in the amount of \$12,383 over the life of the project

Does the IDA believe that the project can be accomplished in a timely fashion? Yes